

## THE SILVERCOTE CUSTOMER EXPERIENCE

Silvercote manufactures high quality commercial insulation products and systems customized to your project specifications. Here's how we deliver...



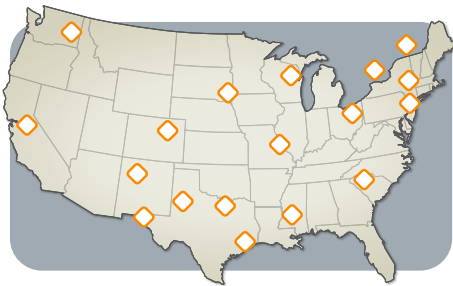
Envelope insulation solutions



24/7 online quoting tool



Innovative solutions




North American coverage



Latest manufacturing technology



Centralized Operations



Sales and technical support

**WHAT  
YOU WANT.  
HOW  
YOU WANT IT.  
WHEN  
YOU WANT IT.**

Best in class  
materials





# FROM THE QUOTE TO JOB SITE, WE MAKE IT EASY.

To make part of the jobsite process easier and more time efficient, Silvercote will deliver your custom faced insulation rolls tied with one of SIX (6) color and symbol coded flags, each matching a specific section of your building. All of the colors with corresponding symbols match the cut-list and the individual roll labels all to help your crews determine the right rolls, and show them where it's supposed to be.

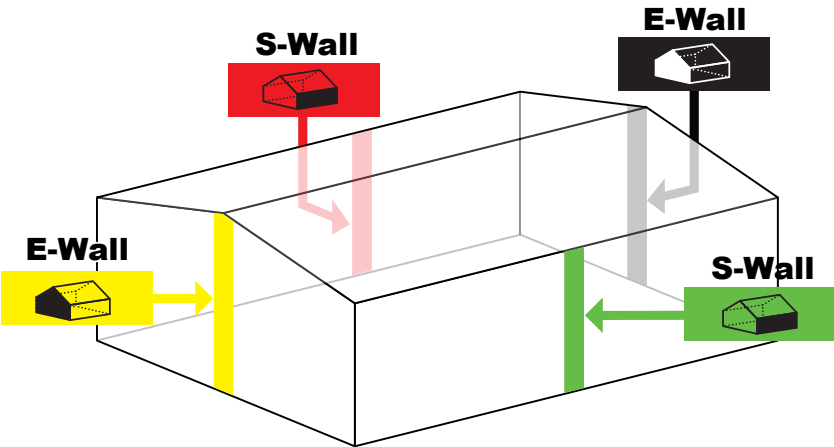
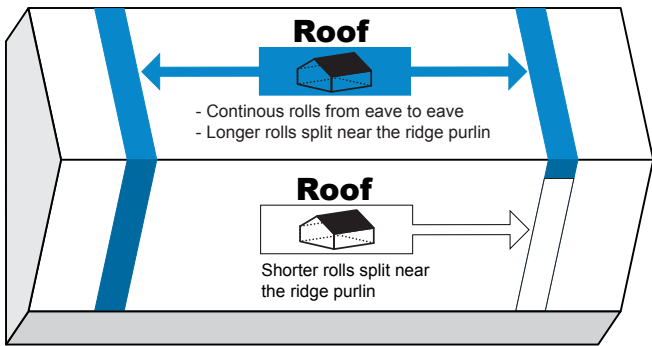
### Example of roof cutlist and corresponding roll label:

Building #1: 45' W x 80' L x 16' Eave 2:12 Pitch

Roof Starter Roll 48" x 48"	Roof Primary Roll 72" x 48"	Roof Primary Roll 72" x 48"	Roof Primary Roll 72" x 48"	Roof Primary Roll 72" x 48"	Roof Primary Roll 72" x 48"	Roof Primary Roll 72" x 48"	Roof Primary Roll 72" x 48"	Roof Primary Roll 72" x 48"	Roof Primary Roll 72" x 48"	Roof Primary Roll 72" x 48"	Roof Finish Roll 48" x 48"
-----------------------------	-----------------------------	-----------------------------	-----------------------------	-----------------------------	-----------------------------	-----------------------------	-----------------------------	-----------------------------	-----------------------------	-----------------------------	----------------------------

Roof Rolls Are Identified with Blue Tags

#### Where the colors go:



#### Detailed roll labeling



**PLEASE CONTACT US FOR MORE INFORMATION (844) 232-3701 OR INFO@SILVERCOTE.COM**